

# HARBOUR TUG TSHT 5430

With a length of 18 meters and a bollard pull power of 30 tons, the **TSHT 5430 Harbour Tug** offers the capacity and control necessary to assist deep-draft vessels safely and efficiently.

The deck equipment is optimized for assistance operations essential to towing and vessel positioning tasks. Its compact design makes it ideal for safe and efficient operations.



**LOA**  
18m



**BOLLARD PULL**  
30tn



**PROPULSION**  
Diesel



**PAX**  
4



MAIN PARTICULARS	
LOA	18m
BEAM	8m
DEPTH	2,75m





PROPULSION	
TOTAL POWER	2x1000 HP
PROPELLER	2X1400mm FPP con TOBERA
STEERING SYSTEM	RUDDER WITH HIGH PERFORMANCE FLAP

CAPACITIES	
BOLLARD PULL	30tn
SPEED	10kn
FUEL CAPACITY	18m³





## SYM NAVAL TUGBOATS

-  TECHNOLOGY
-  CUSTOMIZATION
-  MANEUVERABILITY
-  RELIABILITY



### ENGINE ROOM:

Designed as a spacious work area, providing the crew with efficient access for the maintenance of propulsion equipment.

### CREW ACCOMODATION:

Includes a 4-person cabin, a galley and a mess hall, ensuring crew comfort and rest periods.

### NAVIGATION BRIDGE:

Offers 360° visibility, a critical factor for safe and precise maneuvering.

Its compact design is integrated into the vessel's superstructure to prevent potential impacts with assisted ships, thus minimizing risk and damage.



---

Barcelona  
Panama  
Lima  
Santo Domingo

---

+34 934 910 450  
[info@sym-naval.com](mailto:info@sym-naval.com)  
[www.sym-naval.com](http://www.sym-naval.com)

---

Muelle Comercial s/n,  
Puerto de Vilanova i La Geltrú  
08800 Barcelona, Spain

---

COMMERCIAL  
[comercial@sym-naval.com](mailto:comercial@sym-naval.com)

The logo for SYM NAVAL is presented within a white square frame. The word "SYM" is in a large, bold, white sans-serif font, with the word "NAVAL" in a smaller, bold, white sans-serif font directly beneath it.

**SYM**  
**NAVAL**